






500 SERIES

<http://tiny.cc/multione520EN>

 TIPPING LOAD 1020 kg	 ENGINE POWER 25* hp	 SPEED 11 km/h	 FLOW RATE 34* l/min	 LIFT HEIGHT 2,75 m
--	--	---	---	--

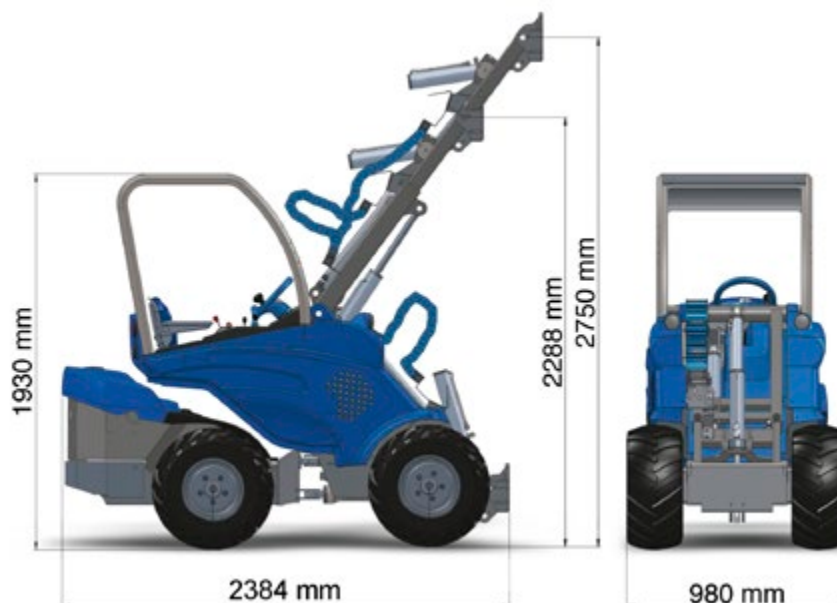
(1) S525

Tires size	Width
23x8.50-12	980 mm (38.6 in)
27x8.50-15	1000 mm (39.4 in)
23x10.50-12	1090 mm (42.9 in)
26x12.00-12	1200 mm (47.2 in)

Model	S520	S525
Engine	Kubota D722	Kubota D902
Power (Iso Gross)	20 HP	25 HP
Fuel	Diesel	Diesel
Transmission	Hydrostatic	Hydrostatic
Drive speed (max.)	11 km/h (6.8 mph) 17 km/h (10.6 mph) opt	11 km/h (6.8 mph) 17 km/h (10.6 mph) opt
Aux. hydraulics oil flow	31 l/min (8.2 gal/min)	34 l/min (9 gal/min)
Max. lifting height	2,75 m (108 in)	2,75 m (108 in)
Tipping load, max (1)	1020 kg (2249 lbs)	1020 kg (2249 lbs)
Lifting capacity straight (2)	820 kg (1808 lbs)	820 kg (1808 lbs)
Lifting capacity fully articulated (3)	700 kg (1543 lbs)	700 kg (1543 lbs)
Breakout force / 50 cm (19.7 in)	800 kg (1764 lbs)	800 kg (1764 lbs)
Pushing force (c)	900 kgf (900 kp)	900 kgf (900 kp)
Specific ground pressure (w/standard tires)	815 kg/m ² (167 lbs/sqft)	833 kg/m ² (171 lbs/sqft)
Turning radius: inside/outside	890/1890 mm (35 / 74.4 in)	890/1890 mm (35 / 74.4 in)
Standard tires (Tractor profile)	23x8.50-12	23x8.50-12
Length	2384 mm (93.8 in)	2384 mm (93.8 in)
Height	1930 mm (76 in)	1930 mm (76 in)
Weight	940 kg (2072 lbs)	960 kg (2116 lbs)
Product Code	C977005	C977015
Price		

(1) Maximum load that can be lifted just off the ground when the machine is straight, with backweights and boom not extended. Weight of attachment included. (2) Machine straight, with backweights and boom not extended. Weight of attachment is included. (80% of tipping load) (3) Machine fully articulated, with backweights and boom not extended. Weight of attachment is included.

500 SERIES - FEATURES AND OPTIONS



Features

- 4WD hydrostatic Direct Drive motors, proportional servo
- Hydraulic oil cooler
- Hydraulic multiconnector
- Self-levelling double-H telescopic boom
- 4-functions joystick
- ROPS-FOPS Level I
- LCD graphic display with programmed service (tachometer, hour meter, fuel gauge, maintenance light, light indicator and other 14 indicators)
- 2 front working light
- Seat with armrests and safety belt, adjustable position
- Tipping sensor
- Mechanical parking brake

Suggested configurations	Description	Price
PRIME	Telescopic boom, self-levelling, Dynamic Block System	
WINTER	Telescopic boom, self-levelling, Dynamic Block System, floating boom valve, Luxury cab (glass) with heating system, heated seat, inner clothing, engine block heater	
ON-ROAD	Telescopic boom, self-levelling, Dynamic Block System, floating boom valve, road lights, trailer coupling	

500 SERIES - FEATURES AND OPTIONS

Options	Code	Price
Telescopic boom	C885236	
Self-levelling	C885234	
Dynamic Block System	C885220	
Floating boom valve	C885223	
Luxury cab (glass) with heating system	C885203	
Heating system	C885205	
Smart cab	C885232	
Road lights	C885222	
Attachment coupling plate for rear mounting	C880031	
Multi connector "After Market" assembling	C880218	
Multiconnector to quick coupling 3 lines adapter	C880221	
Rear hydraulic outlets	C885221	
Trailer coupling	C885014	
Backweights 184 kg (92+92 kg) (203 + 203 lbs)	C880054	
Heated seat	C885216	
Left protection bar for operator	C885026	
FOPS protection, level 1 (M>M330053)	C880057	
FOPS protection, level 1	C885020	
Inner clothing for cabin	C885041	
Torque divider	C885016	
Tractor profile tires 26x12.00-12, set of 4	C885209	
Skid profile tires 27x8.50-15, set of 4	C885210	
Turf profile tires 23x8.50-12, set of 4	C885207	
Turf profile tires 26x12.00-12, set of 4	C885208	
Wheel spacer 10 mm (0,2 in)(max. 2 pcs for wheel)	C880090	
Wheel spacer 55 mm (2,2 in), set of 4	C885010	
Snow chains for wheels 23x8.50-12, set of 2	C880041	
Snow chains for wheels 23x10.50-12, set of 2	C880046	
Snow chains for wheels 26x12.00-12, set of 2	C880042	
Snow chains for wheels 27x8.50-15, set of 2	C880045	
Engine block Heater 220 V 3°gen (520≤M331096, 525≤M331116)	C885251	
Engine block Heater 110 V 3°gen (520≤M331096, 525≤M331116)	C885256	
Engine block Heater 220 V 4°gen (520>M331096, 525>M331116)	C885250	
Engine block Heater 110 V 4°gen (520>M331096, 525>M331116)	C885255	
Driver area cover	C880049	
Back up alarm	C883021	
Beacon light	C883039	