







9.5 SD

<http://tiny.cc/9SDseriesEN>**NEW**

 TIPPING LOAD 2650 kg	 ENGINE POWER 50 hp	 SPEED 18 km/h	 FLOW RATE 51 l/min	 LIFT HEIGHT 3,21 m
--	--	---	--	--

Model	9.5 SD
Engine	Yanmar 4TNV88
Power (Iso Gross)	50 HP
Fuel	Diesel
Transmission	Hydrostatic
Drive speed (max.) - 2 speed	18 km/h (11.2 mph)
Aux. hydraulics oil flow	51 l/min (13.5 gal/min)
Max. lifting height	3,21 m (126.4 in)
Tipping load, max ⁽¹⁾	2650 kg (5842 lbs)
Lifting capacity straight ⁽²⁾	2120 kg (4674 lbs)
Lifting capacity fully articulated ⁽³⁾	1650 kg (3638 lbs)
Breakout force / 50 cm	2200 kg (4850 lbs)
Pushing force (c)	2050 kgf (2050 kp)
Specific ground pressure (w/standard tires)	856 kg/m ² (175 lbs/sqft)
Turning radius: inside/outside	1030/2550 mm (40.5/100.4 in)
Standard tires (Tractor profile)	31X15.50-15 (400/50-15)
Weight	2055 kg (4530 lbs)
Product Code	C967300
Price	

Features

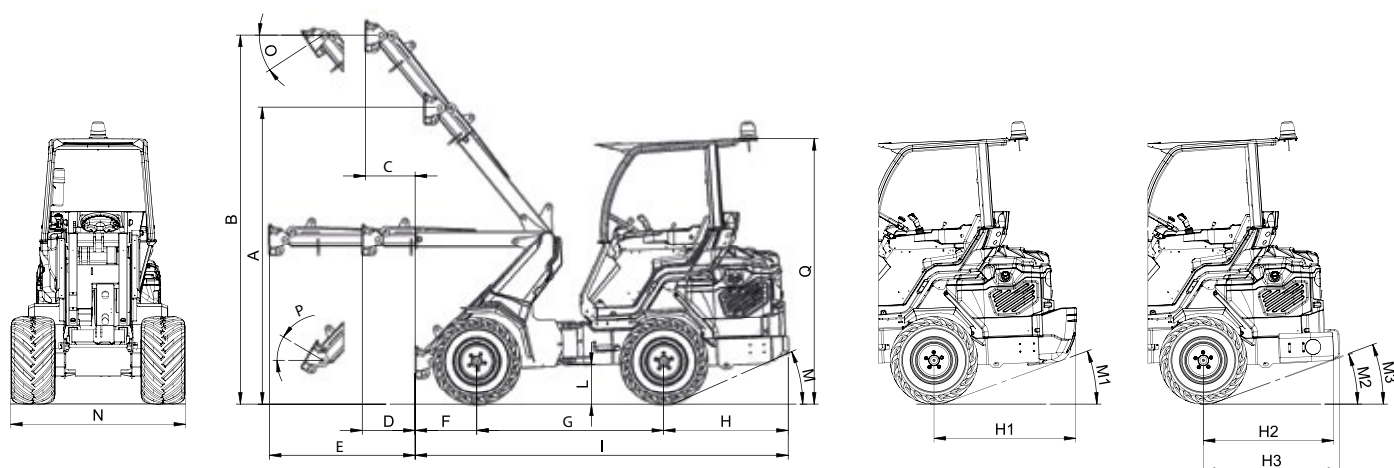
- Telescopic boom, double-H frame
- 4WD hydrostatic Direct Drive motors
- DBS (Dynamic Block System)
- Torque divider - option
- Self-levelling - option
- 9-functions joystick
- Multi-disk parking brake
- Radial Piston Wheel Motor
- Hydraulic oil cooler
- Hydraulic multiconnector
- ROPS-FOPS Level I
- LCD graphic display with programmed service (tachometer, hour meter, fuel gauge, maintenance light, light indicator and other 14 indicators)
- 2 front working light
- Ergonomic full adjustable spring seat with armrests and safety belt
- Ready to fit cabin

⁽¹⁾ Maximum load that can be lifted just off the ground when the machine is straight, with backweights and boom not extended. Weight of attachment included.

⁽²⁾ Machine straight, with backweights and boom not extended. Weight of attachment is included. (80% of tipping load).

⁽³⁾ Machine fully articulated, with backweights and boom not extended. Weight of attachment is included.

9.5 SD FEATURES AND OPTIONS



DIMENSIONS (mm / in)

A - Pivot point height (not extended boom)	2530/99.6	I - Machine length (without backweights)	3200/126
B - Pivot point height (extended boom)	3210/126.4	L - Ground clearance	340/13.4
C - Outreach with lifted boom (extended boom)	460/18	M - Angle of departure (without backweights)	24°
D - Outreach with horizontal boom (not extended)	460/18	M1 - Angle of departure (with 440 kg backweights)	19°
E - Outreach with horizontal boom (extended)	1256/49.5	M2 - Angle of departure (with 184 kg backweights - side)	19°
F - Front length	530/20.8	M3 - Angle of departure (with 184 kg backweights - rear)	19°
G - Wheelbase	1600/63	N - Max width (with standard tires)	1500/59
H - Rear length (without backweights)	1070/42	O - Dump angle	31°
H1 - Rear length (with 440 kg backweights)	1225/48.2	P - Rollback angle	29°
H2 - Rear length (with 184 kg backweights - side)	1115/43.9	Q - Height (with standard tires)	2260/89
H3 - Rear length (with 184 kg backweights - rear)	1170/46	Q1 - Height with A/C (with standard tires)	2460/97

Tires size	Width (N)	Height (Q)
31X15.50-15	1500 mm (59 in)	2260 mm (89 in)
29X12.50-15	1420 mm (55.9 in)	2210 mm (87 in)
27X10.50-15	1370 mm (54 in)	2210 mm (87 in)
27X8.50-15	1320 mm (52 in)	2210 mm (87 in)

9.5 SD FEATURES AND OPTIONS

Options	Code	Price
Hi-Flow	C883912	
Torque divider	C883910	
Floating boom valve	C883011	
Luxury cabin (glass)	C883044	
Heating system	C883905	
Plexiglass windscreen (smart cabin)	C883046	
Plexiglass right side (smart cabin)	C883034	
Plexiglass back window (smart cabin)	C883035	
Led Road lights "Hella"	C883045	
3 additional working led light "Hella"	C883018	
Automatic locking plate	C883051	
Attachment coupling plate for rear mounting	C880031	
Multiconnector to quick coupling 3 lines adapter	C880221	
Trailer coupling	C885017	
Additional backweights (184 kg / 406 lbs)	C880054	
Additional backweights (440 kg / 970 lbs)	C885025	
Back up alarm	C883021	
"Luxury" heated seat	C883006	
220 V engine block heater	C885250	
110 V engine block heater	C885255	
Left protection bar for operator	C883052	
Rear 12V electric socket	C883050	
Rear hydraulic outlets - single	C883909	
Rear hydraulic outlets - double	C883908	
Additional front hydraulic outlets	C883913	
Wheel spacer 10 mm (0.2 in) (max. 1 pcs for wheel)	C880090	
Wheel spacer 55 mm (2.2 in), set of 4	C885010	
Biodegradable oil	C883032	
Snow chains for wheel	see page 57	
Driver area cover	C880049	
Available tires	see page 50	
Beacon light	C883039	
Self levelling system	C883906	
Air conditioning	C883907	